

Please check the examination details below before entering your candidate information

Candidate surname

Other names

Pearson Edexcel
International
Advanced Level

Centre Number

--	--	--	--	--

Candidate Number

--	--	--	--

Tuesday 18 June 2019

Morning (Time: 2 hours 30 minutes)

Paper Reference **WMA02/01**

Mathematics

International Advanced Level

Core Mathematics C34

You must have:

Mathematical Formulae and Statistical Tables (Blue), calculator

Total Marks

Candidates may use any calculator permitted by Pearson regulations. Calculators must not have the facility for symbolic algebra manipulation, differentiation and integration, or have retrievable mathematical formulae stored in them.

Instructions

- Use **black** ink or ball-point pen.
- If pencil is used for diagrams/sketches/graphs it must be dark (HB or B).
- **Fill in the boxes** at the top of this page with your name, centre number and candidate number.
- Answer **all** questions and ensure that your answers to parts of questions are clearly labelled.
- Answer the questions in the spaces provided
– *there may be more space than you need.*
- You should show sufficient working to make your methods clear. Answers without working may not gain full credit.
- Inexact answers should be given to three significant figures unless otherwise stated.

Information

- A booklet 'Mathematical Formulae and Statistical Tables' is provided.
- There are 14 questions in this question paper. The total mark for this paper is 125.
- The marks for **each** question are shown in brackets
– *use this as a guide as to how much time to spend on each question.*

Advice

- Read each question carefully before you start to answer it.
- Try to answer every question.
- Check your answers if you have time at the end.
- If you change your mind about an answer, cross it out and put your new answer and any working underneath.

Turn over ►

P55801A

©2019 Pearson Education Ltd.

1/1/1/



Pearson

Leave
blank

Answer ALL questions. Write your answers in the spaces provided.

1.

$$f(x) = 2x^3 + x - 20$$

(a) Show that the equation $f(x) = 0$ can be rewritten as

$$x = \sqrt[3]{a - bx}$$

where a and b are positive constants to be determined.

(2)

(b) Starting with $x_1 = 2.1$ use the iteration formula $x_{n+1} = \sqrt[3]{a - bx_n}$, with the numerical values of a and b , to calculate the values of x_2 and x_3 giving your answers to 3 decimal places.

(2)

(c) Using a suitable interval, show that 2.077 is a root of the equation $f(x) = 0$ correct to 3 decimal places.

(2)

(d) Hence state a root, to 3 decimal places, of the equation

$$2(x + 2)^3 + x - 18 = 0$$

(1)

DO NOT WRITE IN THIS AREA

DO NOT WRITE IN THIS AREA

DO NOT WRITE IN THIS AREA



Leave
blank**Question 1 continued**

DO NOT WRITE IN THIS AREA

DO NOT WRITE IN THIS AREA

DO NOT WRITE IN THIS AREA

Q1

(Total 7 marks)

P 5 5 8 0 1 A 0 3 4 8

3

Turn over

Leave
blank

2. (a) Find $\int \frac{4x+3}{x} dx$, $x > 0$ (2)

(b) Given that $y = 25$ at $x = 1$, solve the differential equation

$$\frac{dy}{dx} = \frac{(4x+3)y^{\frac{1}{2}}}{x} \quad x > 0, y > 0$$

giving your answer in the form $y = [g(x)]^2$. (5)

DO NOT WRITE IN THIS AREA

DO NOT WRITE IN THIS AREA

DO NOT WRITE IN THIS AREA



Leave blank

Question 2 continued

Lined area for writing the answer to Question 2.

(Total 7 marks)

Q2

DO NOT WRITE IN THIS AREA

DO NOT WRITE IN THIS AREA

DO NOT WRITE IN THIS AREA



Leave blank

3. A curve C has parametric equations

$$x = \sqrt{3} \tan \theta, \quad y = \sec^2 \theta, \quad 0 \leq \theta \leq \frac{\pi}{3}$$

The cartesian equation of C is

$$y = f(x), \quad 0 \leq x \leq k, \quad \text{where } k \text{ is a constant}$$

- (a) State the value of k . **(1)**

- (b) Find $f(x)$ in its simplest form. **(2)**

- (c) Hence, or otherwise, find the gradient of the curve at the point where $\theta = \frac{\pi}{6}$. **(3)**

DO NOT WRITE IN THIS AREA

DO NOT WRITE IN THIS AREA

DO NOT WRITE IN THIS AREA



5. A bath is filled with hot water. The temperature, $\theta^\circ\text{C}$, of the water in the bath, t minutes after the bath has been filled, is given by

$$\theta = 20 + Ae^{-kt}$$

where A and k are positive constants.

Given that the temperature of the water in the bath is initially 38°C ,

- (a) find the value of A . (2)

The temperature of the water in the bath 16 minutes after the bath has been filled is 24.5°C .

- (b) Show that $k = \frac{1}{8} \ln 2$ (4)

Using the values for k and A ,

- (c) find the temperature of the water 40 minutes after the bath has been filled, giving your answer to 3 significant figures. (2)
- (d) Explain why the temperature of the water in the bath cannot fall to 19°C . (1)



Leave blank

Question 5 continued

DO NOT WRITE IN THIS AREA

DO NOT WRITE IN THIS AREA

DO NOT WRITE IN THIS AREA



Leave
blank

Question 5 continued

Handwritten response area with horizontal lines.

DO NOT WRITE IN THIS AREA

DO NOT WRITE IN THIS AREA

DO NOT WRITE IN THIS AREA



Leave
blank

Question 5 continued

Lined area for writing the answer to Question 5.

DO NOT WRITE IN THIS AREA

DO NOT WRITE IN THIS AREA

DO NOT WRITE IN THIS AREA

Q5

(Total 9 marks)



P 5 5 8 0 1 A 0 1 3 4 8

6.

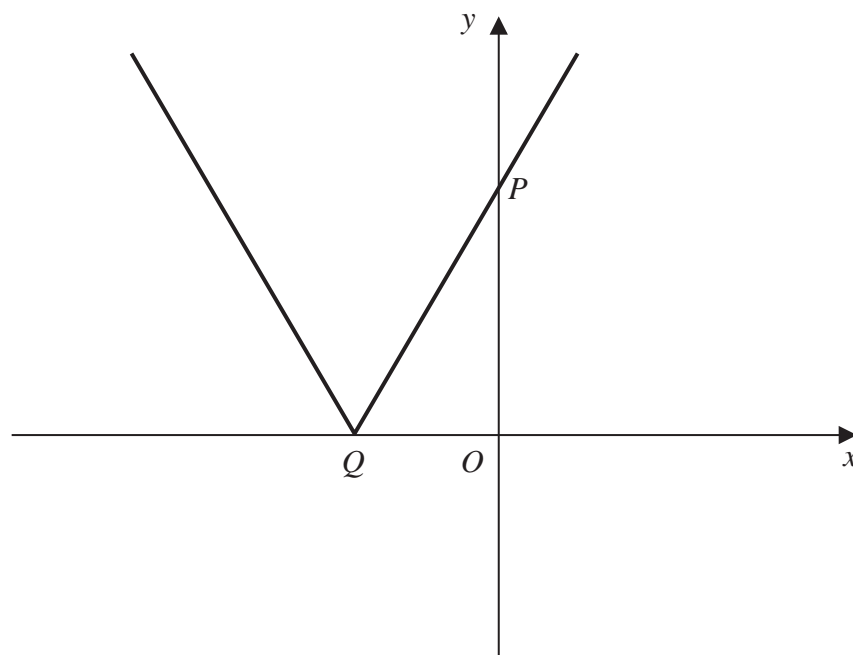


Figure 1

Figure 1 shows a sketch of the graph with equation $y = |4x + 10a|$, where a is a positive constant.

The graph cuts the y -axis at the point P and meets the x -axis at the point Q as shown.

- (a) (i) State the coordinates of P .
 (ii) State the coordinates of Q . (2)

- (b) A copy of Figure 1 is shown on page 15. On this copy, sketch the graph with equation

$$y = |x| - a$$

Show on the sketch the coordinates of each point where your graph cuts or meets the coordinate axes. (2)

- (c) Hence, or otherwise, solve the equation

$$|4x + 10a| = |x| - a$$

giving your answers in terms of a . (3)

DO NOT WRITE IN THIS AREA

DO NOT WRITE IN THIS AREA

DO NOT WRITE IN THIS AREA



Leave blank

Question 6 continued

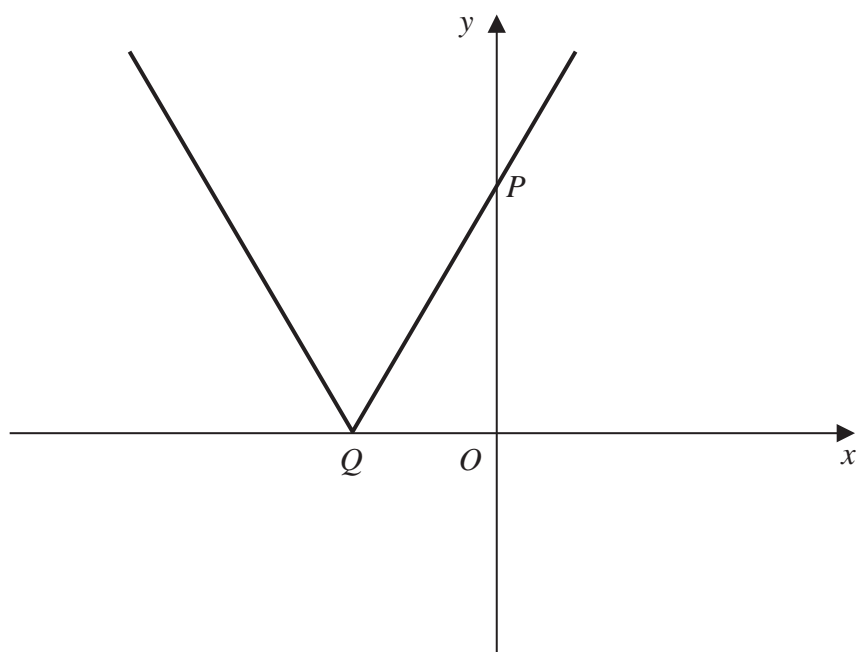


Figure 1

DO NOT WRITE IN THIS AREA

DO NOT WRITE IN THIS AREA

DO NOT WRITE IN THIS AREA



Leave blank

Question 6 continued

DO NOT WRITE IN THIS AREA
DO NOT WRITE IN THIS AREA
DO NOT WRITE IN THIS AREA

Lined area for writing the answer to Question 6.

Q6

(Total 7 marks)



Leave blank

7. (a) Express $5 \cos \theta - 3 \sin \theta$ in the form $R \cos(\theta + \alpha)$, where $R > 0$ and $0 < \alpha < \frac{\pi}{2}$

Give the exact value of R and give the value of α , in radians, to 4 decimal places.

(3)

The height of sea water, H metres, on a harbour wall is modelled by the equation

$$H = 6 + 2.5 \cos\left(\frac{4\pi t}{25}\right) - 1.5 \sin\left(\frac{4\pi t}{25}\right), \quad 0 \leq t < 12$$

where t is the number of hours after midday.

(b) Calculate the times at which the model predicts that the height of sea water on the harbour wall will be 4.6 metres. Give your answers to the nearest minute.

(6)

DO NOT WRITE IN THIS AREA

DO NOT WRITE IN THIS AREA

DO NOT WRITE IN THIS AREA



8.

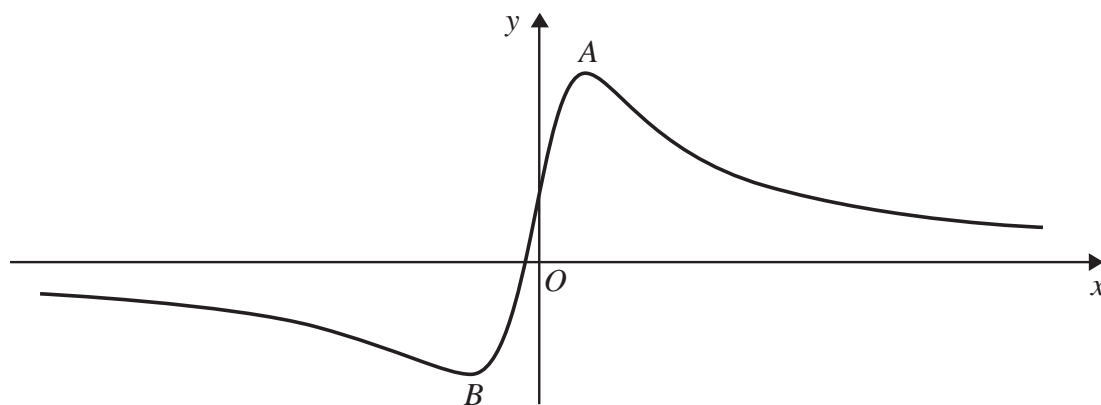


Figure 2

Figure 2 shows a sketch of part of the curve $y = f(x)$, where

$$f(x) = \frac{6x + 2}{3x^2 + 5}, \quad x \in \mathbb{R}$$

- (a) Find $f'(x)$, writing your answer as a single fraction in its simplest form. (3)

The curve has two turning points, a maximum at point A and a minimum at point B , as shown in Figure 2.

- (b) Using part (a), find the coordinates of point A and the coordinates of point B . (4)

- (c) State the coordinates of the maximum turning point of the function with equation

$$y = f(2x) + 4 \quad x \in \mathbb{R} \quad (2)$$

- (d) Find the range of the function

$$g(x) = \frac{6x + 2}{3x^2 + 5}, \quad x \leq 0 \quad (2)$$

DO NOT WRITE IN THIS AREA

DO NOT WRITE IN THIS AREA

DO NOT WRITE IN THIS AREA



Leave blank

Question 8 continued

DO NOT WRITE IN THIS AREA

DO NOT WRITE IN THIS AREA

DO NOT WRITE IN THIS AREA

Lined area for writing the answer to Question 8.

Q8

(Total 11 marks)



Leave
blank

9. (a) Using the formula for $\sin(A + B)$ and the relevant double angle formulae, find an identity for $\sin 3x$, giving your answer in the form

$$\sin(3x) \equiv P \sin x + Q \sin^3 x$$

where P and Q are constants to be determined.

(4)

- (b) Hence, showing each step of your working, evaluate

$$\int_{\frac{\pi}{6}}^{\frac{\pi}{2}} \sin 3x \cos x \, dx$$

(Solutions based entirely on graphical or numerical methods are not acceptable.)

(4)

DO NOT WRITE IN THIS AREA

DO NOT WRITE IN THIS AREA

DO NOT WRITE IN THIS AREA



Leave
blank

Question 9 continued

20 horizontal lines for writing.

DO NOT WRITE IN THIS AREA

DO NOT WRITE IN THIS AREA

DO NOT WRITE IN THIS AREA



Leave
blank

Question 9 continued

DO NOT WRITE IN THIS AREA

DO NOT WRITE IN THIS AREA

DO NOT WRITE IN THIS AREA

Q9

(Total 8 marks)



Leave blank

DO NOT WRITE IN THIS AREA

DO NOT WRITE IN THIS AREA

DO NOT WRITE IN THIS AREA

10. (a) Use the binomial series to find the expansion of

$$\frac{1}{(2 + 3x)^3} \quad |x| < \frac{2}{3}$$

in ascending powers of x , up to and including the term in x^2 , giving each term as a simplified fraction.

(5)

(b) Hence or otherwise, find the coefficient of x^2 in the series expansion of

(i) $\frac{1}{(2 + 6x)^3} \quad |x| < \frac{1}{3}$

(ii) $\frac{4 - x}{(2 + 3x)^3} \quad |x| < \frac{2}{3}$

(4)



Leave
blank

Question 10 continued

DO NOT WRITE IN THIS AREA

DO NOT WRITE IN THIS AREA

DO NOT WRITE IN THIS AREA



Leave blank

11. (a) Given

$$\frac{9}{t^2(t-3)} \equiv \frac{A}{t} + \frac{B}{t^2} + \frac{C}{(t-3)}$$

find the value of the constants A , B and C .

(3)

(b)

$$I = \int_4^{12} \frac{9}{t^2(t-3)} dt$$

Find the exact value of I , giving your answer in the form $\ln(a) - b$, where a and b are positive constants.

(6)

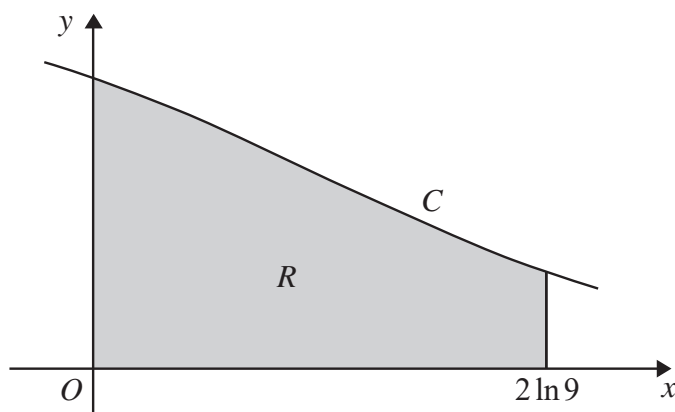


Figure 3

Figure 3 shows a sketch of part of the curve C with parametric equations

$$x = 2 \ln(t-3), \quad y = \frac{6}{t} \quad t > 3$$

The finite region R , shown shaded in Figure 3, is bounded by the curve C , the y -axis, the x -axis and the line with equation $x = 2 \ln 9$

The region R is rotated 360° about the x -axis to form a solid of revolution.

(c) Show that the exact volume of the solid generated is

$$k \times I$$

where k is a constant to be found.

(3)

DO NOT WRITE IN THIS AREA

DO NOT WRITE IN THIS AREA

DO NOT WRITE IN THIS AREA



Leave blank

Question 11 continued

Ruled area for writing the answer to Question 11.

DO NOT WRITE IN THIS AREA



Leave blank

Question 11 continued

DO NOT WRITE IN THIS AREA

DO NOT WRITE IN THIS AREA

DO NOT WRITE IN THIS AREA

Blank lined area for writing the answer to Question 11.

Q11

--	--

(Total 12 marks)



P 5 5 8 0 1 A 0 3 7 4 8

Leave blank

Question 12 continued

DO NOT WRITE IN THIS AREA

DO NOT WRITE IN THIS AREA

DO NOT WRITE IN THIS AREA

Q12

(Total 13 marks)



13.

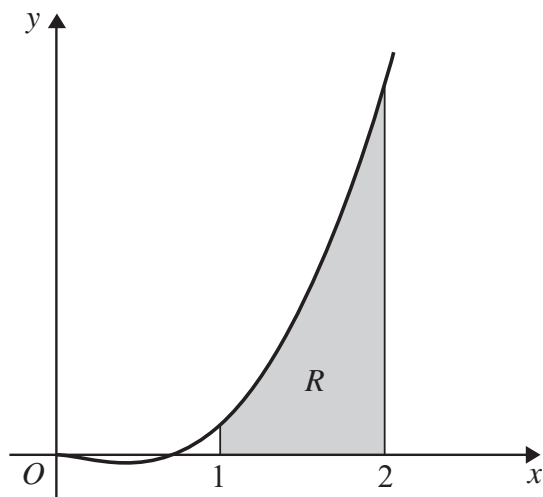


Figure 4

Figure 4 shows a sketch of the curve with equation $y = 12x^2 \ln(2x^2)$, $x > 0$

The finite region R , shown shaded in Figure 4, is bounded by the curve, the line with equation $x = 1$, the x -axis and the line with equation $x = 2$

The table below shows corresponding values of x and y for $y = 12x^2 \ln(2x^2)$, with the values of y given to 3 significant figures.

x	1	1.25	1.5	1.75	2
y	8.32	21.4	40.6	66.6	99.8

- (a) Use the trapezium rule, with all the values of y , to obtain an estimate for the area of R , giving your answer to 2 significant figures. (3)

- (b) Use the substitution $u = x^2$ to show that the area of R is given by

$$\int_1^4 6u^{\frac{1}{2}} \ln(2u) du \quad (3)$$

- (c) Hence, using calculus, find the exact area of R , writing your answer in the form $a + b \ln 2$, where a and b are constants to be found. (6)



Leave blank

Question 13 continued

DO NOT WRITE IN THIS AREA

DO NOT WRITE IN THIS AREA

DO NOT WRITE IN THIS AREA

Horizontal lines for writing.



Leave
blank

Question 13 continued

Lined writing area consisting of 26 horizontal lines for the continuation of the answer.

DO NOT WRITE IN THIS AREA

DO NOT WRITE IN THIS AREA

DO NOT WRITE IN THIS AREA



Leave
blank

Question 13 continued

Lined area for writing the answer to Question 13.

Q13

(Total 12 marks)

DO NOT WRITE IN THIS AREA

DO NOT WRITE IN THIS AREA

DO NOT WRITE IN THIS AREA



P 5 5 8 0 1 A 0 4 5 4 8

14.

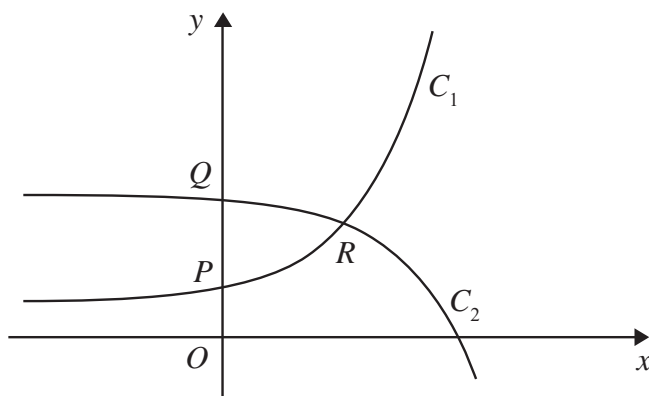


Figure 5

Figure 5 shows a sketch of the curves C_1 and C_2

C_1 has equation $y = 3 + e^{x+1}$ $x \in \mathbb{R}$

C_2 has equation $y = 10 - e^x$ $x \in \mathbb{R}$

Given that C_1 and C_2 cut the y -axis at the points P and Q respectively,

- (a) find the exact distance PQ . (2)

C_1 and C_2 intersect at the point R .

- (b) Find the exact coordinates of R . (5)

DO NOT WRITE IN THIS AREA

DO NOT WRITE IN THIS AREA

DO NOT WRITE IN THIS AREA



